

# Safety and regulatory guide

The health and safety warnings in this guide are periodically updated for accuracy and completeness. Check [htcvr.com/warnings](https://htcvr.com/warnings) for the latest version.

**htc**

# **Important Safety Information – Read Before Use**

**Read the following warnings and information before use of the product and follow all product safety and operating instructions. Failure to do so may cause bodily injury, electric shock, fire, and other damage.**

## **Ensure You Are Able to Safely Use the Product**

Consult your doctor before using the product if you have pre-existing serious medical conditions (such as a heart ailment), conditions that affect your ability to safely perform physical activities, psychiatric conditions (such as anxiety disorders or post-traumatic stress disorder), or if you are pregnant or elderly.

Do not use the product if you are sick, fatigued, under the influence of intoxicants/drugs, or are not feeling generally well, as it may exacerbate your condition.

## **Ensure the Area Around You is Safe for Use of the Product**

While wearing the product's headset you are blind to the world around you. The image displayed in the headset will not match the real world. Always use the product in a clear and safe area. Do not rely on the product's chaperone system for protection. **Do not use near stairways, large windows, heat sources, or outdoors. Clear the play area of people, furniture, and other things that may be obstacles or block you from freely moving around.** For example, if a pet comes into the room while you are using the product, you likely will not be aware of the pet's presence and you could trip over your pet while moving in the virtual reality environment.

It is recommended that the product be used only while under the supervision of another person who is ready to warn of hazards that may arise while the product is being used. Examples of hazards that could arise include, but are not limited to, tangling of a cable in a manner that presents a tripping hazard, pets entering the area where the product is being used, and the user walking too close to a wall or another hazard).

## **Be Aware of the Cable and Connections**

Keep in mind the location of the cable and connections running from the headset so that you are not likely to trip over or pull on them while moving around or walking around the play area. Move your feet slowly and carefully to avoid tripping, including on the cable. Make sure to maintain good footing. Tripping over the cable or contacting obstacles could cause injury or damage.

## **Take Care of the Controllers**

While using the hand controllers, always check that you have sufficient overhead and surrounding clearance to allow you to fully extend your arms outward and upwards. Hitting persons or objects may cause injury or damage. Hold the controllers firmly and always use the wrist straps. If released while using, the controller may cause injury or damage.

## **Photosensitive Seizures**

Like other products that produce visual effects (including light flashes), the product may trigger epileptic seizures, seizures, fainting, or severe dizziness even in people who have no history of these conditions. If you have a previous history of epilepsy or seizures, loss of awareness, or other symptoms linked to an epileptic condition, consult your doctor before using the product. To reduce the likelihood of a seizure do not use the product if you are tired or need sleep.

## **Repetitive Stress Injuries**

Operate the product in a comfortable posture. Do not grip the product too tightly. Press the buttons lightly. If you have tingling, numbness, stiffness, throbbing, or other discomfort, immediately stop using the product and consult your doctor.

## **Physical and Psychological Effects**

Content viewed using the product can be intense, immersive, and appear very life-like and may cause your brain and body to react

accordingly. Certain types of content (e.g. violent, scary, emotional, or adrenaline-based content) could trigger increased heart rate, spikes in blood pressure, panic attacks, anxiety, PTSD, fainting, and other adverse effects. If you have a history of negative physical or psychological reactions to certain real life circumstances, avoid using the product to view similar content.

Similarly, it is important to remember that simulated objects, such as furniture, that may be encountered while using the product do not exist in the real world, and injuries may result when interacting with those simulated objects as if they were real, for example, by attempting to sit down on a virtual chair.

### Hearing Loss

Do not use the earphones at a high volume for prolonged periods of time, or permanent hearing loss may occur.

### Radio Frequency Interference

The product can emit radio waves that can interfere with the operation of nearby electronic devices. If you have a cardiac pacemaker or other implanted medical device, do not use the product until you have consulted with your doctor or the manufacturer of your medical device. To minimize radio frequency interference, use only original manufacturer-approved accessories, or accessories that do not contain any metal. Use of non-original manufacturer-approved accessories may violate your local radio frequency exposure guidelines and should be avoided.

### Avoid Overuse

Prolonged, uninterrupted use of the product should be avoided. It may negatively impact hand-eye coordination, balance, and/or cause other negative effects. While using the product frequently and for prolonged periods of time, you may experience tiredness or soreness in your muscles, joints, or other body parts. **Take regular breaks from**

using the product. The length and frequency of necessary breaks may vary from person to person.

### Stop Using If You Experience Any Discomfort

Stop using the product and consult your doctor if you experience any of the following symptoms:

- Seizures, loss of awareness, convulsions, involuntary movements, dizziness, disorientation, nausea, lightheadedness, drowsiness, or fatigue;
- Eye pain or discomfort, eyestrain, eye twitching, or vision abnormalities (such as altered, blurred, or double vision);
- Excessive sweating increased salivation, impaired sense of balance, impaired hand-eye coordination, or other symptoms similar to motion sickness.

Until fully recovered from these symptoms, do not drive, operate machinery, or take part in activities that may have potentially serious consequences.

Before resuming use of the product, make sure that it is properly configured.

The type of content you were using may cause your symptoms. Continuing to use such content may make you prone to experiencing the same symptoms.

### Use by Children

The product was not designed to be used by children. Do not leave the product within the reach of young children or allow them to use or play with it. They could hurt themselves or others, or could accidentally damage the product.

The product may contain small parts with sharp edges that may cause an injury or which could become detached and create a choking hazard

for young children. Consult your doctor immediately if any parts of the product or accessories are swallowed.

If older children are permitted to use the product, then adults should monitor them closely for any negative effects during and after their use of the product. Do not allow older children to use the product if negative effects are observed. Adults should also ensure that older children avoid prolonged use of the product.

## **General Use and Maintenance Instructions**

---

### **Electrical safety**

This product is intended for use when supplied with power from the designated batteries or power supply units. Other usage may be dangerous and will invalidate any approval given to this product.

### **Safety precautions for proper grounding installation**

**CAUTION:** Connecting to improperly grounded equipment can result in electrical damage to the product.

This product is equipped with cables for connecting with a desktop computer. Be sure your computer is properly grounded (earthed) before connecting the product to the computer. The power supply cord of a desktop computer has an equipment-grounding conductor and a grounding plug. The plug must be plugged into an appropriate outlet which is properly installed and grounded in accordance with all local codes and ordinances.

### **Safety precautions for power supply unit**

- Use the correct external power source
  - A product should be operated only from the type of power source indicated on the electrical ratings label. If you are not sure of the type of power source required, consult your authorized service provider or local power company. For a product that operates from battery power or other sources, refer to the operating instructions that are included with the product.

- This product should be operated only with the following designated power supply unit(s).

**Vive headset AC adapter:** HTC, Model TC NE18W-US, TC NE18W-EU, TC NE18W-UK, TCNE18W-AU.

**Vive controller AC adapter:** HTC, Model TC NE5W-US TC NE5W-EU, TC NE5W-UK, TC NE5W-AU.

**Base stations AC adapter:** HTC, Model TC NE30W-US, TC NE30W-EU, TC NE30W-UK, TC NE30W-AU.

- Handle battery packs carefully

The product controller contains a lithium-ion polymer or lithium-ion battery. There is a risk of fire and burns if the battery pack is handled improperly.



Vive controller WARNING: To reduce risk of fire or burns, do not disassemble, crush, puncture, short external contacts or circuits, expose to temperature above 60° C (140° F), or dispose of in fire or water. Recycle or dispose of used batteries according to the local regulations or reference guide supplied with your product.



- Do not expose to liquid.
- Keep batteries out of the reach of children.
- Avoid dropping the product headset, controllers, or base stations. If dropped, especially on a hard surface, and the user suspects damage, take it to a service center for inspection.
- If the battery leaks:
  - Do not allow the leaking fluid to come in contact with skin or clothing. If already in contact, flush the affected area immediately with clean water and seek medical advice.
  - Do not allow the leaking fluid to come in contact with eyes. If already in contact, DO NOT rub; rinse with clean water immediately and seek medical advice.

Take extra precautions to keep a leaking battery away from fire as there

is a danger of ignition or explosion.

## Safety precautions for direct sunlight

Keep the product away from excessive moisture and extreme temperatures. Do not leave the product in places such as on a car dashboard, window sill, or behind a glass that is exposed to direct sunlight or strong ultraviolet light for extended periods of time. The headset contains lenses which may focus and intensify bright light sources, causing damage to the hardware.

## Prevention of hearing loss



CAUTION: Permanent hearing loss may occur if Vive headset earphones are used at high volume for prolonged periods of time.

Vive headset have been tested to comply with the Sound Pressure Level requirement laid down in the applicable EN 50332-1and/or EN 50332-2 standards.

## General precautions

- Protect the product.
  - When installing base stations, avoid using unstable mounting accessories or surfaces that are prone to vibration, movement or chance of impact.
  - A secure structure must support the weight or load of the base stations.
  - Do not install near a heater, fireplace, direct sunlight, air conditioning unit or other source of direct energy.
  - Do not attempt to pry open the base stations as it could result in injury.
  - Use only approved accessories.
  - Do not connect with incompatible products or accessories.
  - Do not attempt to disassemble this product or its accessories.
  - Use only qualified personnel to service or repair this product and its accessories.
  
- Always treat the product and its accessories with care and



keep them in a clean and dust-free place.

- Do not expose the product or its accessories to open flames or lit smoking products.
- Do not drop, throw or try to bend the product or its accessories.
- Do not use harsh chemicals, cleaning solvents, liquid cleansers or aerosols to clean the product or its accessories.
- Do not paint the product or its accessories.
- Store the product and its accessories at temperatures between 0°C to 40°C
- Please check local regulations for disposal of electronic products

▪ Damage requiring service.

Contact an authorized service technician or provider under the following conditions:

- The product has been damaged by exposure to liquid, dropped, subject to impact or damaged.
- There are noticeable signs of overheating.
- The product does not operate normally when you follow the operating instructions.

▪ Avoid hot areas.

The product should be placed away from heat sources such as radiators, heat registers, stoves, or other products (including amplifiers) that produce heat.

▪ Avoid using the product after a dramatic change in temperature.

When you move the product between environments with very different temperature and/or humidity ranges, condensation may form on or within the product. To avoid damaging the product, allow sufficient time for the moisture to evaporate before using the product. NOTICE: When taking the product from low-temperature conditions into a warmer environment or from high-temperature conditions into a cooler environment, allow the product to acclimate to room temperature before turning on power.

▪ Avoid pushing objects into the product.

Never push objects of any kind into cabinet slots or other openings in the product. Slots and openings are provided for ventilation. These openings must not be blocked or covered.

▪ Adjust the volume.

Turn down the volume before using headphones or other audio devices.

- **Cleaning the product.**

Unplug the product from its power source before cleaning. Use a damp cloth for cleaning, but NEVER use water to clean the product. Clean and dry skin that regularly comes in contact with the headset. If there is any itching, eczema, swelling, irritation of the skin, or you experience any discomfort, please discontinue use and consult your physician.

## About Vive headset regulatory agency identifications

For regulatory identification purposes, your product is assigned a model number of **OPJT100**.

Your product's FCC ID is **NM80PJT100**. This FCC ID can also be found printed on the Vive headset.

To ensure continued reliable and safe operation of your device, use only the accessories listed below with your **OPJT100**.

**NOTE:** This product is intended for use with a certified Class 2 Limited Power Source, rated 12 Volts DC, maximum 1.5 Amp power supply unit.

## About Vive controller regulatory agency identifications

For regulatory identification purposes, your product is assigned a model number of **2PR7100**.

Your product's FCC ID is **NM82PR7100**. This FCC ID can also be found printed on the Vive controller.

To ensure continued reliable and safe operation of your device, use only the accessories listed below with your **2PR7100**:

The Battery Pack has been assigned a model number of **BOPLH100**.

**THE BATTERY IS NOT FULLY CHARGED WHEN YOU TAKE THE DEVICE OUT OF THE BOX.**

**NOTE:** This product is intended for use with a certified Class 2 Limited Power Source, rated 5 Volts DC, maximum 1 Amp power supply unit.

## About Base station regulatory agency identifications

For regulatory identification purposes, your product is assigned a model

number of **2PR8100**.

Your product's FCC ID is **NM82PR8100**. This FCC ID can also be found printed on the Base station.

To ensure continued reliable and safe operation of your device, use only the accessories listed below with your **2PR8100**:

**NOTE:** This product is intended for use with a certified Class 2 Limited Power Source, rated 12 Volts DC, maximum 2.5 Amp power supply unit.

This is a Class 1 laser device.

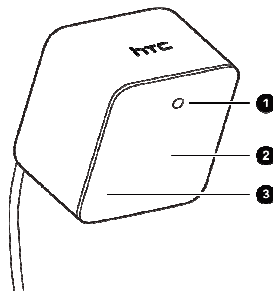


This product contains Class 3B laser, which can produce hazardous level of Class 3B and 4 laser radiations. However, the design of this product incorporates optics, a protective housing and scanning safeguard such that there is no access to level of laser radiation above Class 1. Only trained factory service personnel should open the protective housing.

### CAUTION- Class 3B LASER RADIATION WHEN OPEN AVOID EXPOSURE TO THE BEAM.

The laser beams are located inside the front face of Base station as indicated at right.

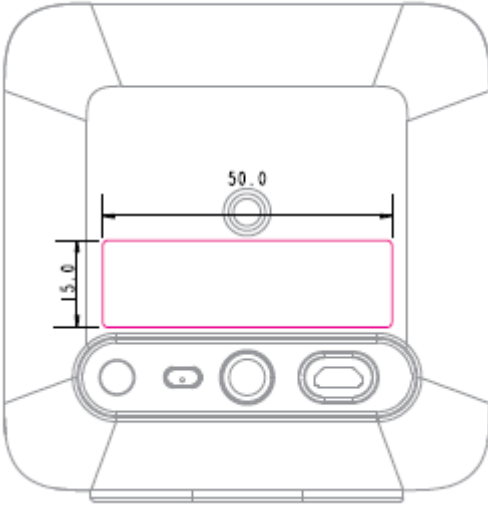
**CAUTION:** Use of controls or adjustments or performance of procedures other than those specified herein may result in hazardous radiation exposure.



- ❶ Status light
- ❷ Protective housing
- ❸ Laser beams

.Location of the labels on the product:

**Back side**



If this product is not working properly, please call **HTC customer service** for instruction.

**CAUTION:** The product is not intended to be serviced except by HTC or our authorized service providers.

## **About Link box regulatory agency identifications**

---

For regulatory identification purposes, your product is assigned a model number of **2PU6100**.

Your product's FCC ID is **NM82PU6100**. This FCC ID can also be found printed on the Link box.

To ensure continued reliable and safe operation of your device, use only the accessories listed below with your **2PU6100**:

**NOTE:** This product is intended for use with a certified Class 2 Limited Power Source, rated 12 Volts DC, maximum 1.5 Amp power supply unit.

# Federal Communication Commission Interference Statement

This equipment has been tested and found to comply with the limits for a Class B digital device, pursuant to Part 15 of the FCC Rules. These limits are designed to provide reasonable protection against harmful interference in a residential installation. This equipment generates uses and can radiate radio frequency energy and, if not installed and used in accordance with the instructions, may cause harmful interference to radio communications. However, there is no guarantee that interference will not occur in a particular installation. If this equipment does cause harmful interference to radio or television reception, which can be determined by turning the equipment off and on, the user is encouraged to try to correct the interference by one of the following measures:

- Reorient or relocate the receiving antenna.
- Increase the separation between the equipment and receiver.
- Connect the equipment into an outlet on a circuit different from that to which the receiver is connected.
- Consult the dealer or an experienced radio or television technician for help.

**FCC Caution:** Any changes or modifications not expressly approved by the party responsible for compliance could void the user's authority to operate this equipment.

This device complies with Part 15 of the FCC Rules. Operation is subject to the following two conditions: (1) This device may not cause harmful interference, and (2) this device must accept any interference received, including interference that may cause undesired operation.

This transmitter must not be co-located or operating in conjunction with any other antenna or transmitter.

## Industry Canada Statement

This device complies with Industry Canada license-exempt RSS standard(s). Operation is subject to the following two conditions: (1) this device may not cause interference, and (2) this device must accept any interference, including interference that may cause undesired operation of the device.

This Class B digital apparatus complies with Canadian ICES-003.

*Cet appareil numérique de la classe B est conforme à la norme NMB-003 du Canada.*

*Le présent appareil est conforme aux CNR d'Industrie Canada applicables aux appareils radio exempts de licence. L'exploitation est autorisée aux deux conditions suivantes: (1) l'appareil ne doit pas produire de brouillage, et (2) l'utilisateur de l'appareil doit accepter tout brouillage radioélectrique subi, même si le brouillage est susceptible d'en compromettre le fonctionnement."*

### European Union notice

This device complies with the R&TTE Directive (1999/5/EC) issued by the Commission of the European Community.

We declare under our sole responsibility that our product and in combination with our accessories, to which this declaration relates is in conformity with the appropriate standards EN 55022/24, , EN 301 489-1 -17, EN62471, EN 60950-1 , EN 62479 EN 300 328 following the provisions of, radio equipment and telecommunication terminal equipment directive 1999/5/EC.

### WEEE notice

The Directive on Waste Electrical and Electronic Equipment (WEEE), which entered into force as European law on 13th February 2003, resulted in a major change in the treatment of electrical equipment at end-of-life.

The purpose of this Directive is, as a first priority, the prevention of WEEE, and in addition, to promote the reuse, recycling and other forms of recovery of such wastes so as to reduce disposal.



The WEEE logo (shown at the left) on the product or on its box indicates that this product must not be disposed of or dumped with your other household waste. You are liable to dispose of all your electronic or electrical waste equipment by relocating over to the specified collection point for recycling of such hazardous waste. Isolated collection and

proper recovery of your electronic and electrical waste equipment at the time of disposal will allow us to help conserving natural resources. Moreover, proper recycling of the electronic and electrical waste equipment will ensure safety of human health and environment. For more information about electronic and electrical waste equipment disposal, recovery, and collection points, please contact your local city center, household waste disposal service, shop from where you purchased the equipment, or manufacturer of the equipment.

### RoHS compliance

This product is in compliance with Directive 2011/65/EU of the European Parliament and of the Council of 8 June 2011, on the restriction of the use of certain hazardous substances in electrical and electronic equipment (RoHS) and its amendments.

### Proprietary Notice

© 2015 HTC Corporation. All rights reserved. HTC, the HTC logo, and all other HTC product and service names are the trademarks or registered trademarks in the U.S. and/or other countries of HTC Corporation and its affiliates.





# Declaration of Conformity

We,

HTC Corporation

(manufacturer's name)

Of

No. 88, Sec. 3, Zhongxing Rd Xindian Dist., New Taipei City 231, Taiwan

(address)

declare under our sole responsibility that the product

Produce Name: Vive headset

Brand name: HTC ; Model No: 0PJT100

(detailed description of product including name, type, model and supplementary information such as lot, batch or serial number, sources and number of items)

to which this declaration relates, is in conformity with the following standards and/or other normative documents.

EN 301 489-1 V1.9.2: 2011 /-3 V1.6.1: 2013;

EN 300 440-1 V1.6.1: 2010 /-2 V1.4.1: 2010;

EN 62311: 2008;

EN 60950-1:2006+A11:2009+A1:2010+A12:2011+A2:2013

EN 55022/24

We hereby declare that [all essential radio test suites have been carried out and that] the above named product is in conformity to all the essential requirements of directive 1999/5/EC.

The conformity assessment procedure referred to in Article 10 and detailed in Annex [III] or [IV] of Directive 1999/5/EC has been followed with the involvement of the following Notified Body(ies):

**SIEMIC, INC., 775 Montague Expressway, Milpitas, CA 95035, USA**

Identification mark:

2200

(Notified Body number)

The equipment will carry the class 2 equipment identifier (delete if not applicable)




The technical documentation relevant to the above equipment will be held at:

HTC Corporation

No. 88, Sec. 3, Zhongxing Rd Xindian Dist., New Taipei City 231, Taiwan

Elyse chang

R&D PM

  
(signature of authorized person)

October 30, 2015

(date)

## Declaration of Conformity

We,

HTC Corporation

(manufacturer's name)

Of

No. 88, Sec. 3, Zhongxing Rd Xindian Dist., New Taipei City 231, Taiwan

(address)

declare under our sole responsibility that the product

Produce Name: Vivi controller

Brand name: HTC ; Model No: 2PR7100

(detailed description of product including name, type, model and supplementary information such as lot, batch or serial number, sources and number of items)

to which this declaration relates, is in conformity with the following standards and/or other normative documents.

EN 301 489-1 V1.9.2: 2011 /-3 V1.6.1: 2013;

EN 300 440-1 V1.6.1: 2010 /-2 V1.4.1: 2010;

EN 62311: 2008;

EN 60950-1:2006+A11:2009+A1:2010+A12:2011+A2:2013

EN 55022/24

We hereby declare that [all essential radio test suites have been carried out and that] the above named product is in conformity to all the essential requirements of directive 1999/5/EC.

The conformity assessment procedure referred to in Article 10 and detailed in Annex [III] or [IV] of Directive 1999/5/EC has been followed with the involvement of the following Notified Body(ies):

**SIEMIC, INC., 775 Montague Expressway, Milpitas, CA 95035, USA**

Identification mark:

2200

(Notified Body number)

The equipment will carry the  
class 2 equipment identifier  
(delete if not applicable)



The technical documentation relevant to the above equipment will be held at:

HTC Corporation

No. 88, Sec. 3, Zhongxing Rd Xindian Dist., New Taipei City 231, Taiwan

Charlene Chang

R&D PM

(signature of authorized person)

October 30, 2015

(date)

# Declaration of Conformity

We,

HTC Corporation

(manufacturer's name)

Of

No. 88, Sec. 3, Zhongxing Rd Xindian Dist., New Taipei City 231, Taiwan

(address)

declare under our sole responsibility that the product

Produce Name: Base Station

Brand name: HTC ; Model No: 2PR8100

(detailed description of product including name, type, model and supplementary information such as lot, batch or serial number, sources and number of items)

to which this declaration relates, is in conformity with the following standards and/or other normative documents.

EN 301 489-1 V1.9.2: 2011 /-17 V2.2.1: 2012;

EN 300 328 V1.8.1: 2012;

EN 62479: 2010;

EN 60950-1:2006+A11:2009+A1:2010+A12:2011+A2:2013

EN 55022/24

We hereby declare that [all essential radio test suites have been carried out and that] the above named product is in conformity with all the essential requirements of directive 1999/5/EC.

The conformity assessment procedure referred to in Article 10 and detailed in Annex [III] or [IV] of Directive 1999/5/EC has been followed with the involvement of the following Notified Body(ies):

**SIEMIC, INC., 775 Montague Expressway, Milpitas, CA 95035, USA**

Identification mark: 2200  
(Notified Body number)

The equipment will carry the  
class 2 equipment identifier  
(delete if not applicable)



The technical documentation relevant to the above equipment will be held at:

HTC Corporation

No. 88, Sec. 3, Zhongxing Rd Xindian Dist., New Taipei City 231, Taiwan

Vincent Lin

R&D PM

(signature of authorized person)

October 30, 2015

(date)

## Declaration of Conformity

We,

HTC Corporation

(manufacturer's name)

Of

No. 88, Sec. 3, Zhongxing Rd Xindian Dist., New Taipei City 231, Taiwan

(address)

declare under our sole responsibility that the product

Produce Name: Link box

Brand name: HTC ; Model No: 2PU6100

(detailed description of product including name, type, model and supplementary information such as lot, batch or serial number, sources and number of items)

to which this declaration relates, is in conformity with the following standards and/or other normative documents.

EN 301 489-1 V1.9.2: 2011 /-17 V2.2.1: 2012;

EN 300 328 V1.8.1: 2012;

EN 62479: 2010;

EN 60950-1:2006+A11:2009+A1:2010+A12:2011+A2:2013

EN 55022/24

We hereby declare that [all essential radio test suites have been carried out and that] the above named product is in conformity to all the essential requirements of directive 1999/5/EC.

The conformity assessment procedure referred to in Article 10 and detailed in Annex [III] or [IV] of Directive 1999/5/EC has been followed with the involvement of the following Notified Body(ies):

**SIEMIC, INC., 775 Montague Expressway, Milpitas, CA 95035, USA**

Identification mark:

2200

(Notified Body number)

The equipment will carry the class 2 equipment identifier (delete if not applicable)



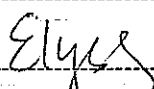
The technical documentation relevant to the above equipment will be held at:

HTC Corporation

No. 88, Sec. 3, Zhongxing Rd Xindian Dist., New Taipei City 231, Taiwan

Elyse chang

R&D PM

  
(signature of authorized person)

October 30, 2015

(date)